

Simply Fresh

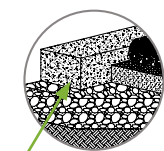
PRODUCT CODE:

CSLOW-O

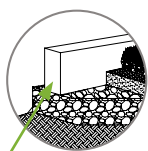
15ft Width



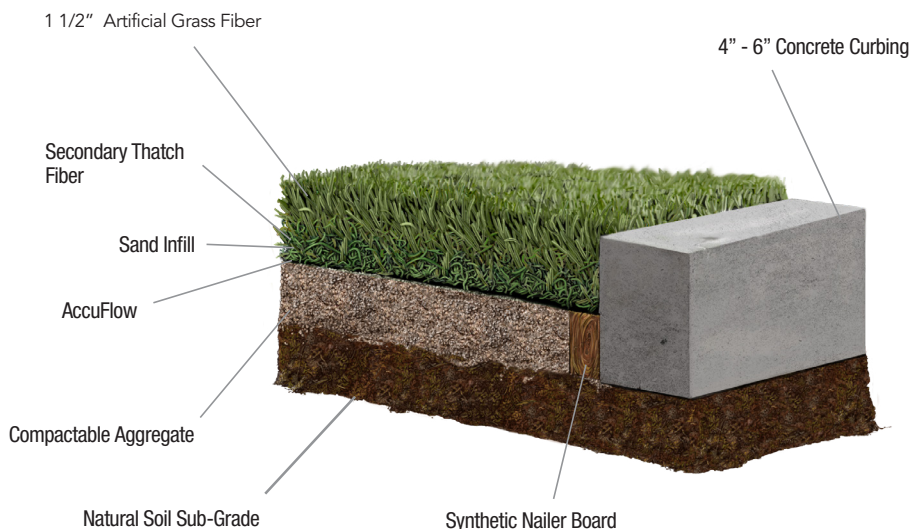
	Value	Units	Description	ASTM
Blade Color	Field Green / Olive Green		Soft Spined Monofilament	N/A
Thatch Color	Olive Green		Texturized Monofilament	N/A
Height	1 1/2	Inch		D5823
Weight	80	OZ/YD ²		D5848
Water Permeability	>100		AccuFlow Backing	
Total Infill	2 to 3	LBS/FT ²		N/A



Edge Detail:
Concrete Curb
4"-6" Concrete curbing (not supplied by EasyTurf)



Edge Detail:
Lumber or Nail Board
2"-4" Treated lumber or synthetic wood nailer board (not supplied by EasyTurf)



Care and Maintenance

Routine Maintenance

- Whenever possible, use a leaf blower to remove organic materials from the surface. Rakes can be used to remove heavier objects; however, a leaf blower is the ideal tool for general upkeep. Use a stiff natural bristle broom to "fluff" high traffic areas.
- A shop-vac may be used for dry spills. Be sure to hold the suction end of the hose up off the surface to avoid removing the infill material along with the debris.
- Check edges for weeds. Remove and/or use pre or post emergent herbicide to control growth.
- If the infill is disturbed after a heavy rain, let the area dry, remove the surface debris and fluff the area with a broom. This will redistribute the surface infill.

Spot Cleaning or Disinfecting

- Sticky spills should be rinsed thoroughly to keep dirt from sticking. If necessary, commercial disinfectants may be used; however, be sure to

rinse afterward in order to soak the disinfectant through the turf and away from pets and family members.

- Food waste should be removed promptly to avoid attracting pests.
- Paint may be removed with paint thinner or other suitable paint removing products. Be sure to rinse afterward.
- Use ice to remove gum from surface.

Pet Clean-Up

- Remove solid waste normally. Remaining waste can be washed off with a hose. In order to avoid disturbing the infill, do not aim the stream directly at the turf.
- To clean away waste and eliminate odors during dry weather, dampen the area that your pets use with water (or a combination of water and enzyme based cleaners like EasyTurf's Pet Urine Neutralizer).